

Raniganj Girls' College

Analysis of Student Satisfaction Survey (SSS)

Academic Session 2022-23

About the Survey

The Student Satisfaction Survey (SSS) of Raniganj Girls' College for the academic session 2022-23 was conducted through Google Forms based on the 21 questions (20 MCQ and 1 Short Answer type) that have been provided by National Assessment and Accreditation Council (NAAC) on its website. For this survey, each question was asked in three different versions of languages namely English, Hindi and Bengali. The total number of responses collected was 463.

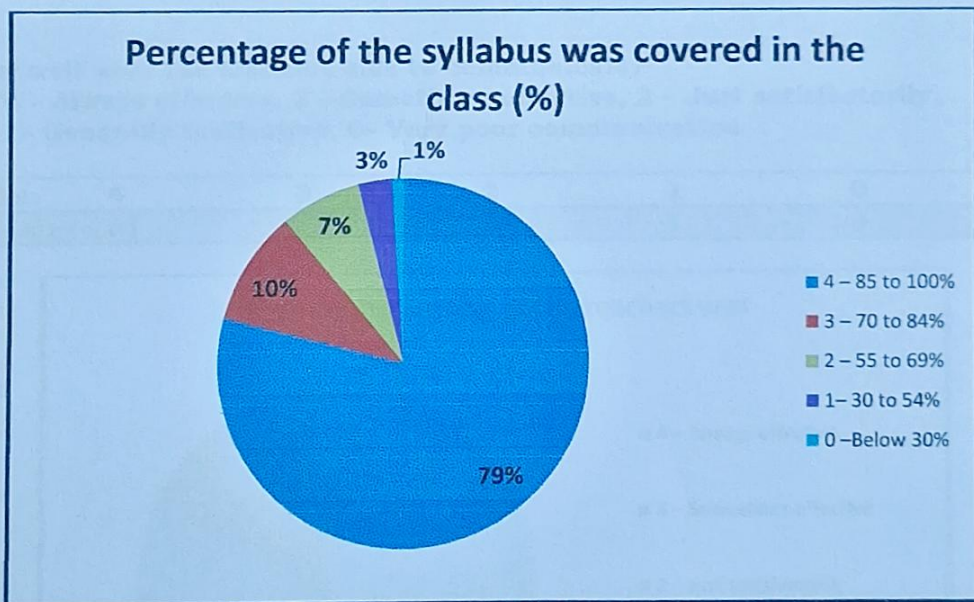
Method of Analysis

Responses to each of the 20 MCQ were analyzed using the Statistical Chart Tool 'Pie-Diagram'. For 21st question that is the short-answer type question, the important observations made by the respondents that will help the college in improving the overall teaching-learning process were summarized.

1. How much of the syllabus was covered in the class?

4 - 85 to 100%, 3 - 70 to 84%, 2 - 55 to 69%, 1 - 30 to 54%, 0 - Below 30%

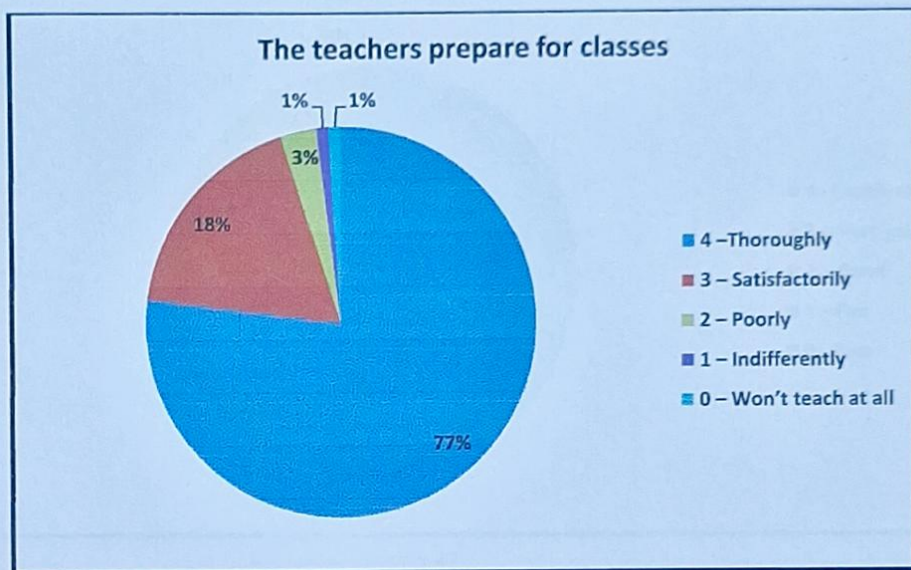
| Criterion | 4 | 3 | 2 | 1 | 0 |
|------------|----|----|---|---|---|
| Percentage | 79 | 10 | 7 | 3 | 1 |



2. How well did the teachers prepare for the classes?

4 -Thoroughly, 3 - Satisfactorily, 2 - Poorly, 1 - Indifferently, 0 - Won't teach at all

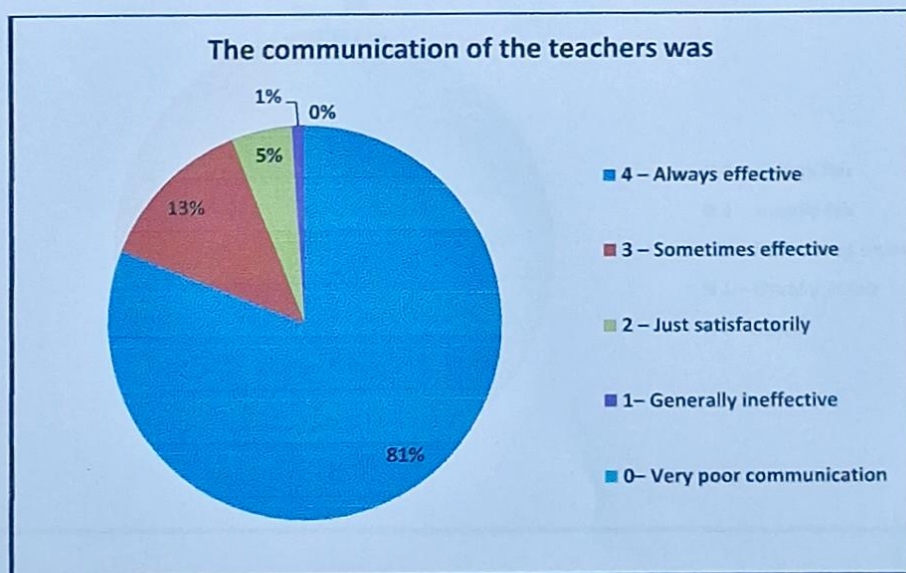
| Criterion | 4 | 3 | 2 | 1 | 0 |
|------------|----|----|---|---|---|
| Percentage | 77 | 18 | 3 | 1 | 1 |



3. How well were the teachers able to communicate?

4 - Always effective, 3 - Sometimes effective, 2 - Just satisfactorily, 1- Generally ineffective, 0- Very poor communication

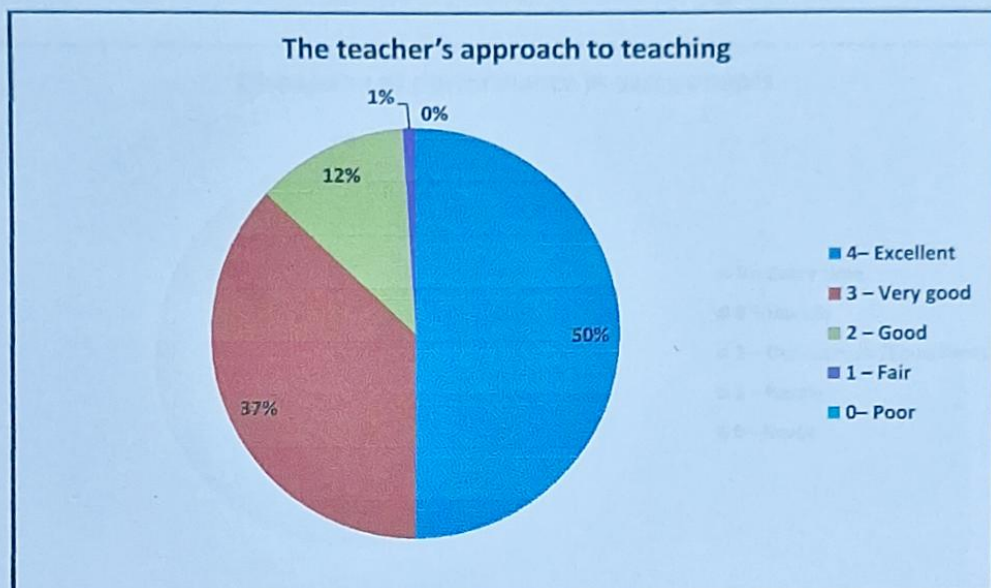
| Criterion | 4 | 3 | 2 | 1 | 0 |
|------------|----|----|---|---|---|
| Percentage | 81 | 13 | 5 | 1 | 0 |



4. The teacher's approach to teaching can best be described as

4- Excellent, 3 - Very good, 2 - Good, 1 - Fair, 0- Poor

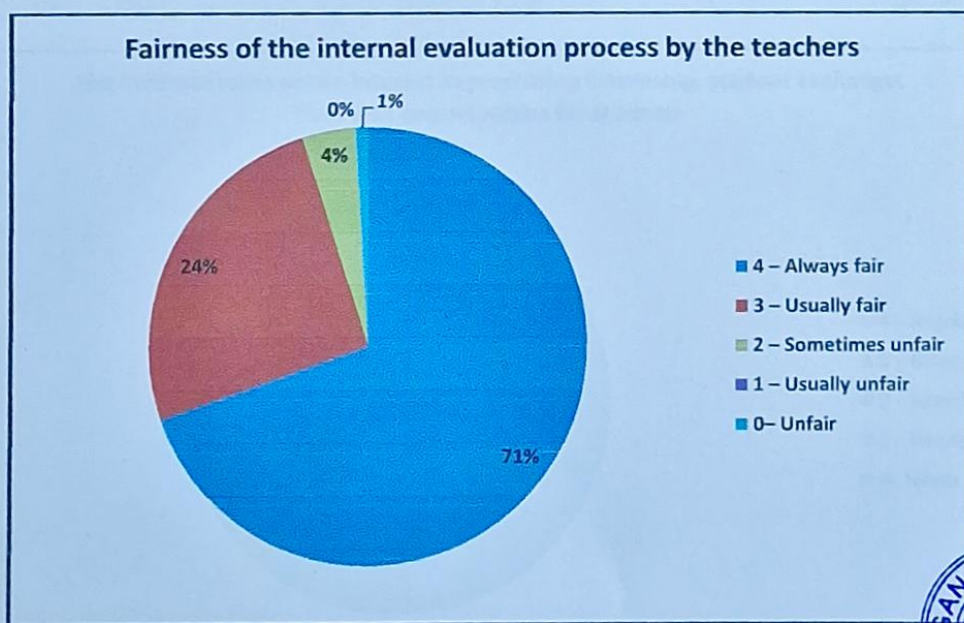
| | | | | | |
|------------|----|----|----|---|---|
| Criterion | 4 | 3 | 2 | 1 | 0 |
| Percentage | 50 | 37 | 12 | 1 | 0 |



5. Fairness of the internal evaluation process by the teachers.

4 - Always fair, 3 - Usually fair, 2 - Sometimes unfair, 1 - Usually unfair
0- Unfair

| | | | | | |
|------------|----|----|---|---|---|
| Criterion | 4 | 3 | 2 | 1 | 0 |
| Percentage | 71 | 24 | 4 | 0 | 1 |

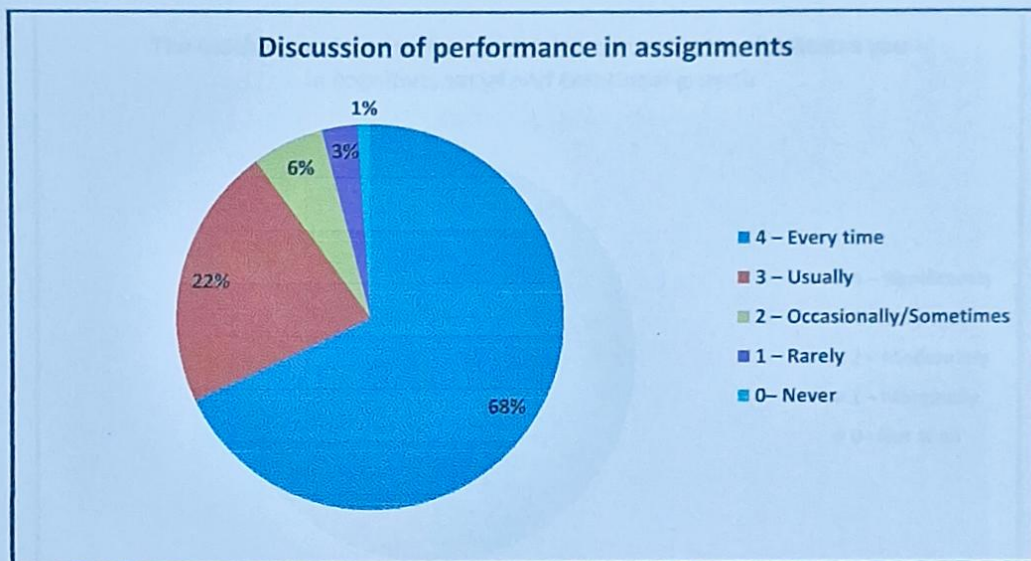


6. Was your performance in assignments discussed with you?

4 - Every time, 3 - Usually, 2 - Occasionally/Sometimes, 1 - Rarely

0- Never

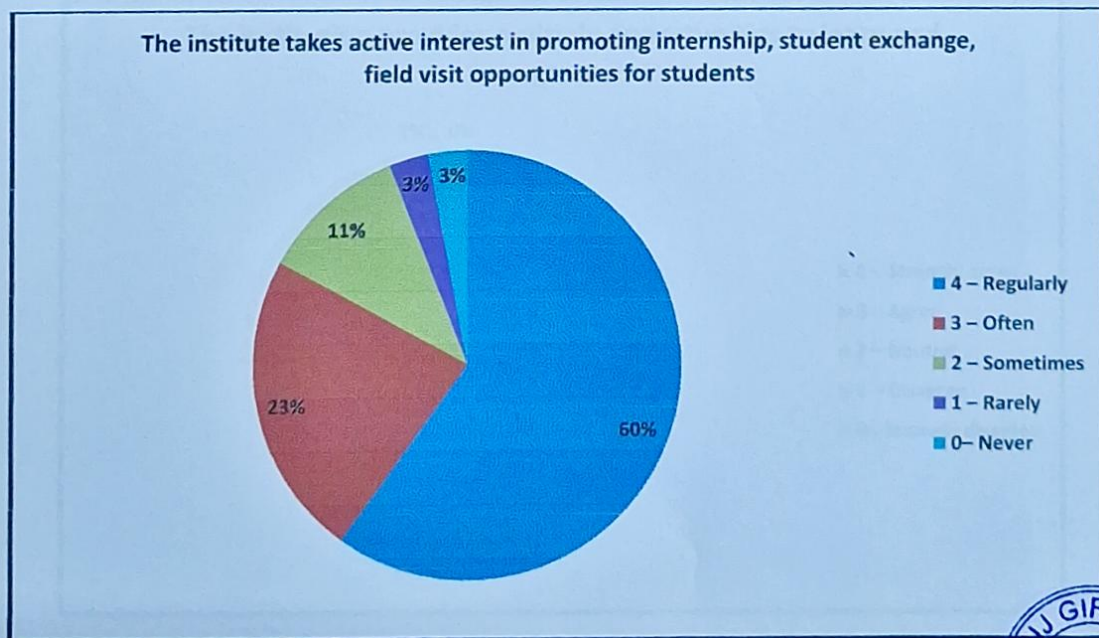
| | | | | | |
|------------|----|----|---|---|---|
| Criterion | 4 | 3 | 2 | 1 | 0 |
| Percentage | 68 | 22 | 6 | 3 | 1 |



7. The institute takes active interest in promoting internship, student exchange, field visit opportunities for students.

4 - Regularly, 3 - Often, 2 - Sometimes, 1 - Rarely, 0- Never

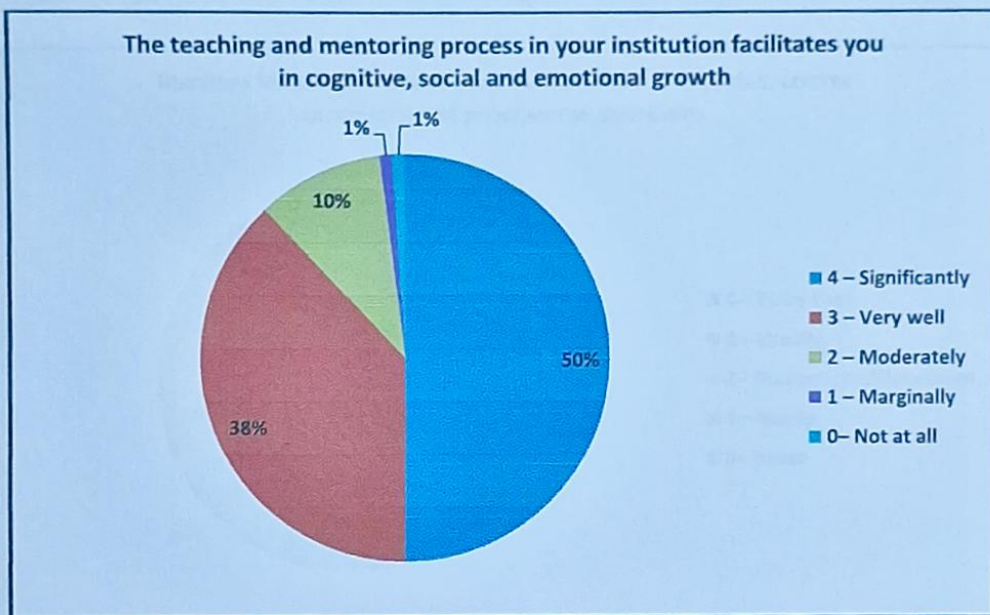
| | | | | | |
|------------|----|----|----|---|---|
| Criterion | 4 | 3 | 2 | 1 | 0 |
| Percentage | 60 | 23 | 11 | 3 | 3 |



8. The teaching and mentoring process in your institution facilitates you in cognitive, social and emotional growth.

4 - Significantly, 3 - Very well, 2 - Moderately, 1 - Marginally, 0- Not at all

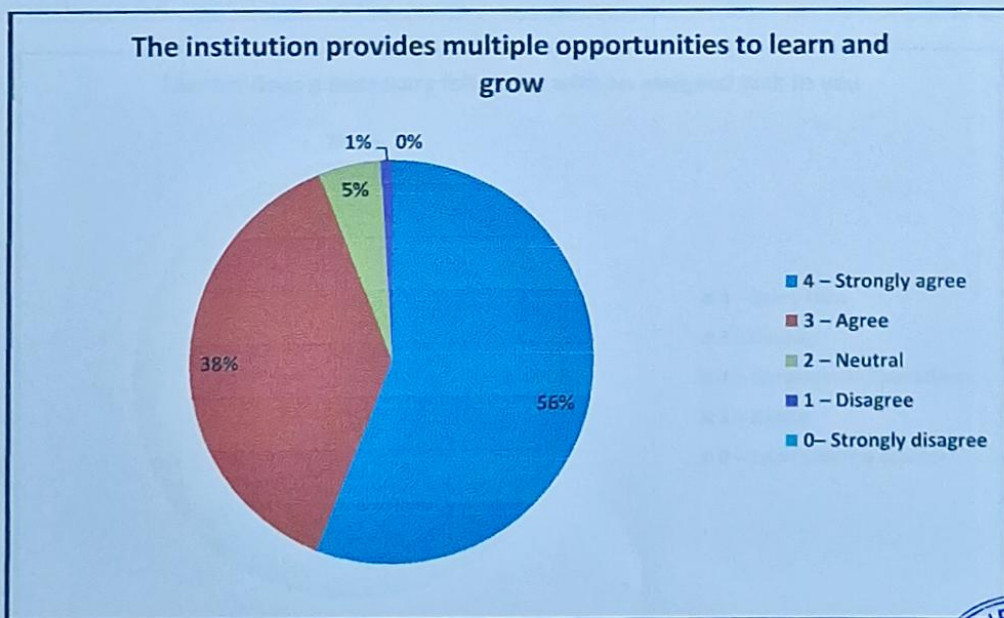
| | | | | | |
|------------|----|----|----|---|---|
| Criterion | 4 | 3 | 2 | 1 | 0 |
| Percentage | 50 | 38 | 10 | 1 | 1 |



9. The institution provides multiple opportunities to learn and grow.

4 - Strongly agree, 3 - Agree, 2 - Neutral, 1 - Disagree, 0- Strongly disagree

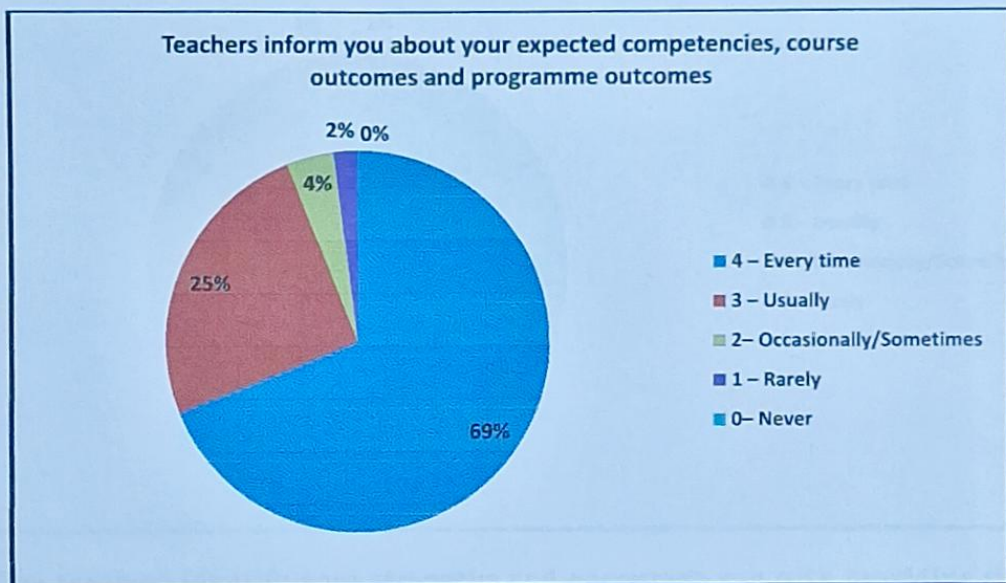
| | | | | | |
|------------|----|----|---|---|---|
| Criterion | 4 | 3 | 2 | 1 | 0 |
| Percentage | 56 | 38 | 5 | 1 | 0 |



10. Teachers inform you about your expected competencies, course outcomes and programme outcomes.

4 – Every time, 3 – Usually, 2– Occasionally/Sometimes, 1 – Rarely, 0– Never

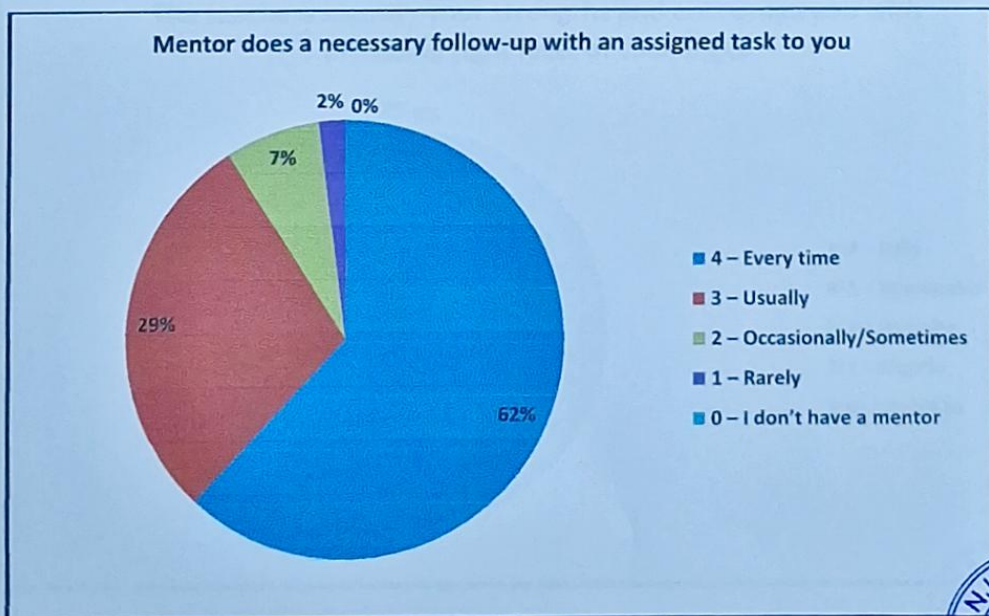
| | | | | | |
|------------|----|----|---|---|---|
| Criterion | 4 | 3 | 2 | 1 | 0 |
| Percentage | 69 | 25 | 4 | 2 | 0 |



11. Your mentor does a necessary follow-up with an assigned task to you.

4 – Every time, 3 – Usually, 2 – Occasionally/Sometimes, 1 – Rarely, 0 – I don't have a mentor

| | | | | | |
|------------|----|----|---|---|---|
| Criterion | 4 | 3 | 2 | 1 | 0 |
| Percentage | 62 | 29 | 7 | 2 | 0 |

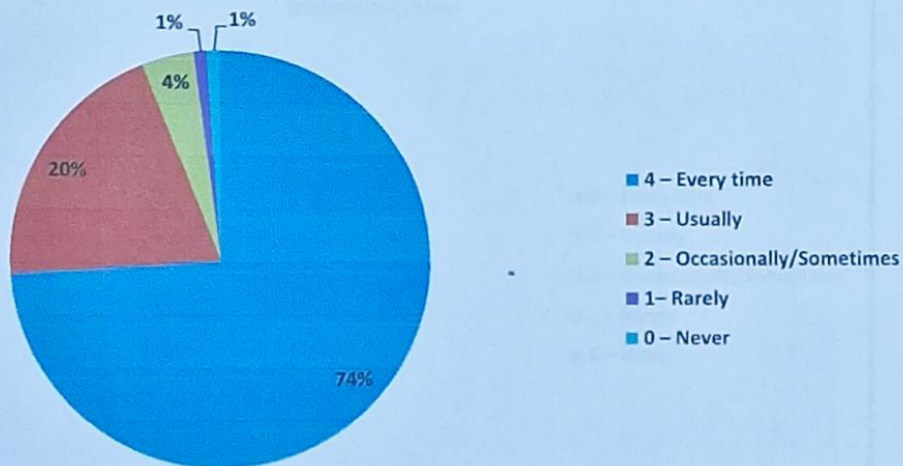


12. The teachers illustrate the concepts through examples and applications.

4 - Every time, 3 - Usually, 2 - Occasionally/Sometimes, 1- Rarely, 0 - Never

| | | | | | |
|------------|----|----|---|---|---|
| Criterion | 4 | 3 | 2 | 1 | 0 |
| Percentage | 74 | 20 | 4 | 1 | 1 |

The teachers illustrate the concepts through examples and applications

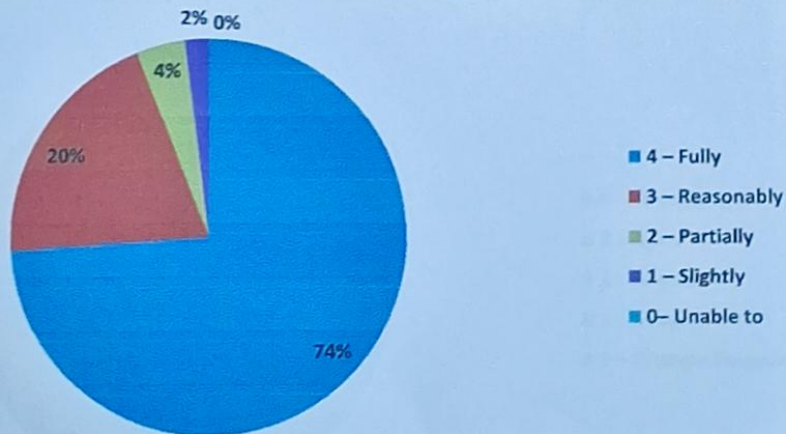


13. The teachers identify your strengths and encourage you with providing right level of challenges.

4 - Fully, 3 - Reasonably, 2 - Partially, 1 - Slightly, 0- Unable to

| | | | | | |
|------------|----|----|---|---|---|
| Criterion | 4 | 3 | 2 | 1 | 0 |
| Percentage | 74 | 20 | 4 | 2 | 0 |

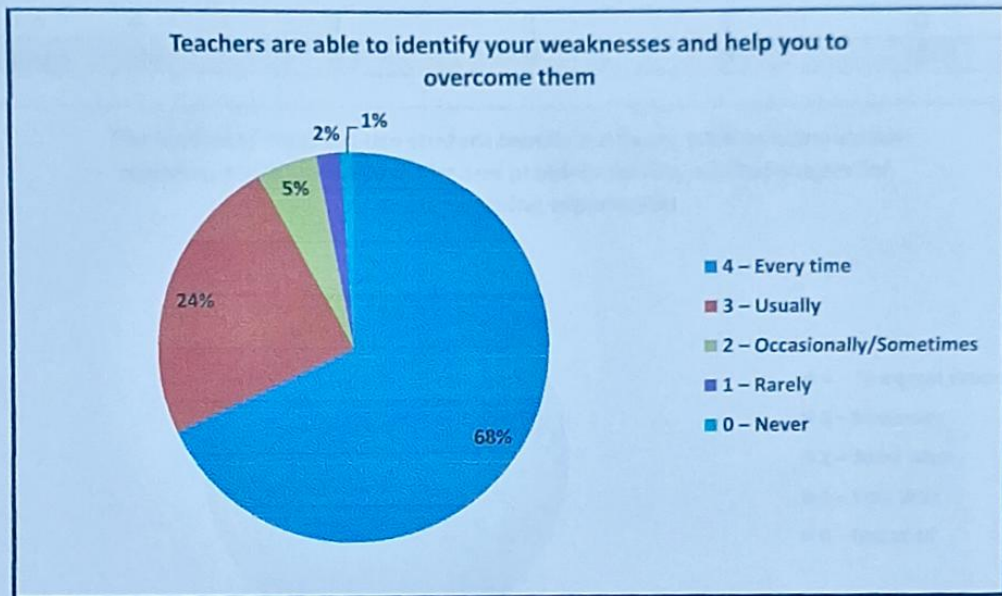
The teachers identify your strengths and encourage you with providing right level of challenges



14. Teachers are able to identify your weaknesses and help you to overcome them.

4 - Every time, 3 - Usually, 2 - Occasionally/Sometimes, 1 - Rarely, 0 - Never

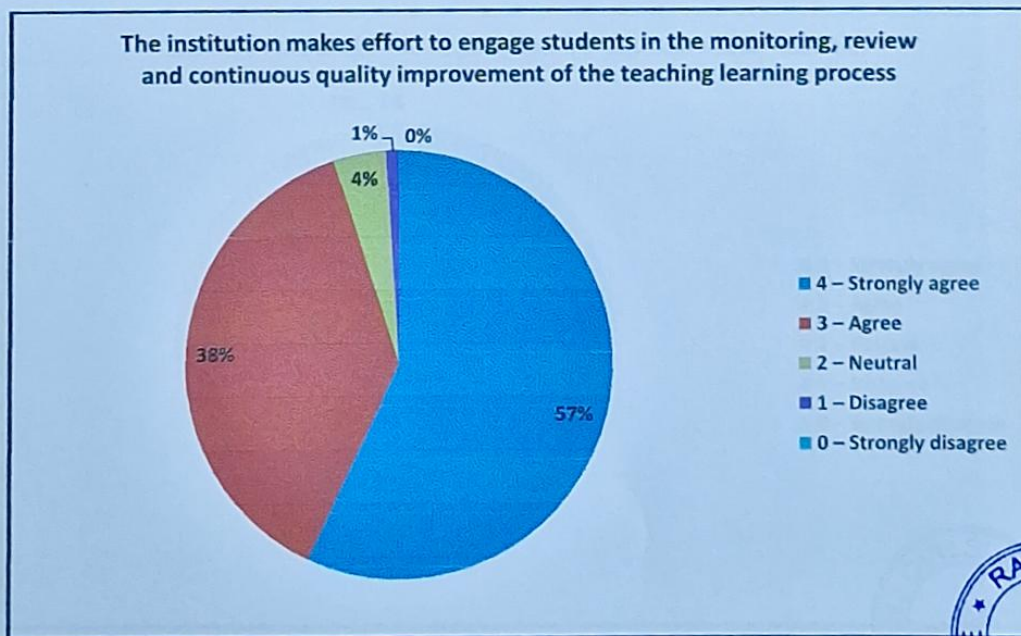
| | | | | | |
|------------|----|----|---|---|---|
| Criterion | 4 | 3 | 2 | 1 | 0 |
| Percentage | 68 | 24 | 5 | 2 | 1 |



15. The institution makes effort to engage students in the monitoring, review and continuous quality improvement of the teaching learning process.

4 - Strongly agree, 3 - Agree, 2 - Neutral, 1 - Disagree, 0 - Strongly disagree

| | | | | | |
|------------|----|----|---|---|---|
| Criterion | 4 | 3 | 2 | 1 | 0 |
| Percentage | 57 | 38 | 4 | 1 | 0 |

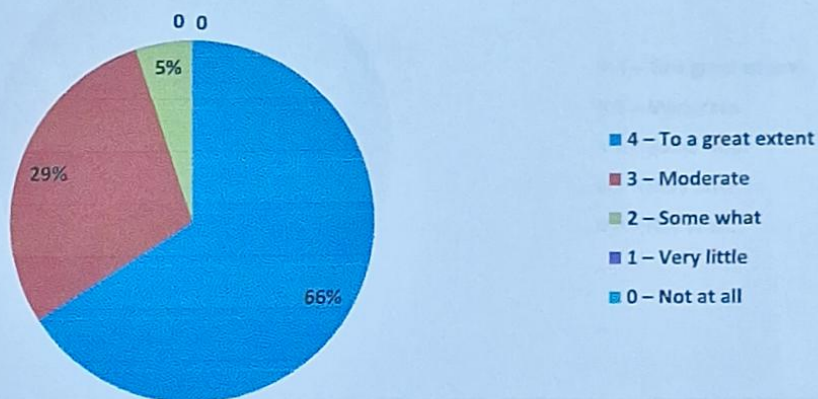


16. The institute/ teachers use student centric methods, such as experiential learning, participative learning and problem solving methodologies for enhancing learning experiences.

4 - To a great extent, 3 - Moderate, 2 - Some what, 1 - Very little, 0 - Not at all

| | | | | | |
|------------|----|----|---|---|---|
| Criterion | 4 | 3 | 2 | 1 | 0 |
| Percentage | 66 | 29 | 5 | 0 | 0 |

The institute/ teachers use student centric methods, such as experiential learning, participative learning and problem solving methodologies for enhancing learning experiences

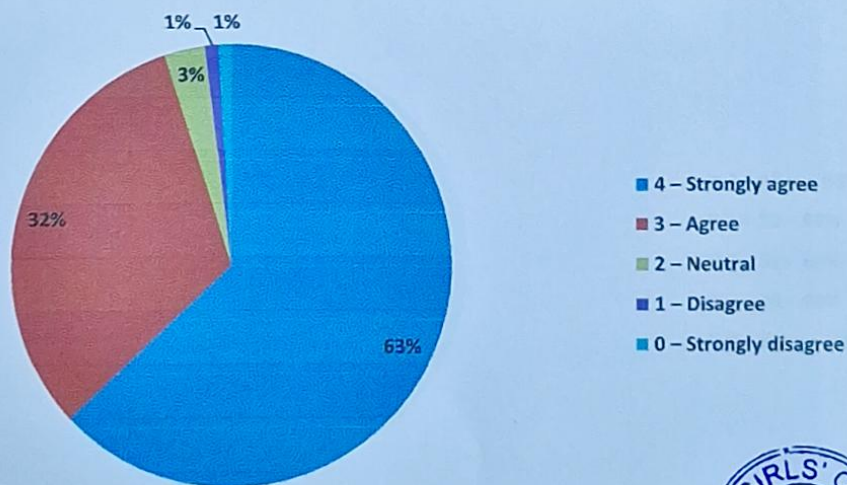


17. Teachers encourage you to participate in extracurricular activities.

4 - Strongly agree, 3 - Agree, 2 - Neutral, 1 - Disagree, 0 - Strongly disagree

| | | | | | |
|------------|----|----|---|---|---|
| Criterion | 4 | 3 | 2 | 1 | 0 |
| Percentage | 63 | 32 | 3 | 1 | 1 |

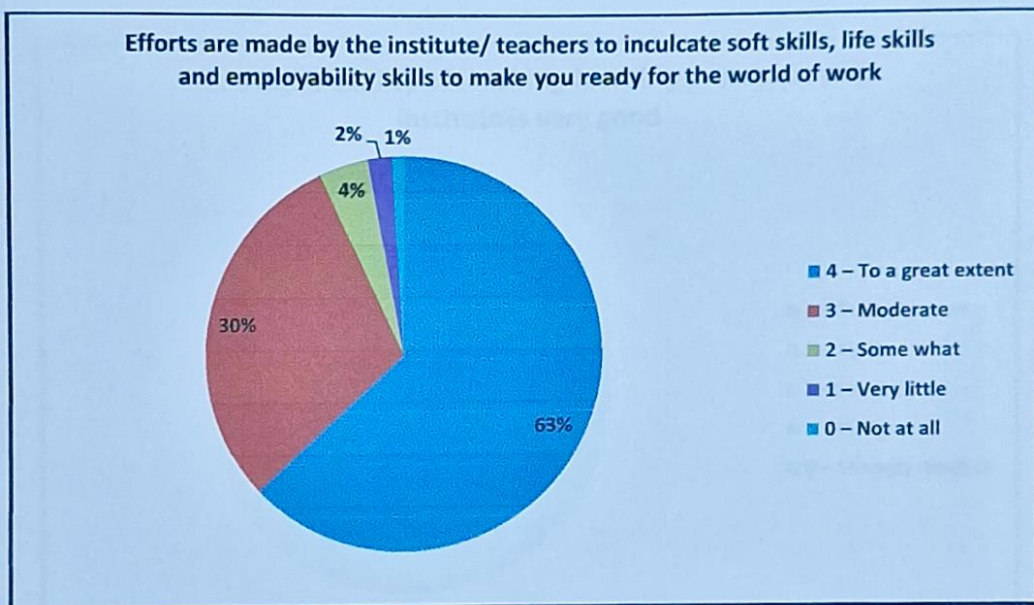
Teachers encourage you to participate in extracurricular activities



18. Efforts are made by the institute/ teachers to inculcate soft skills, life skills and employability skills to make you ready for the world of work.

4 - To a great extent, 3 - Moderate, 2 - Some what, 1 - Very little, 0 - Not at all

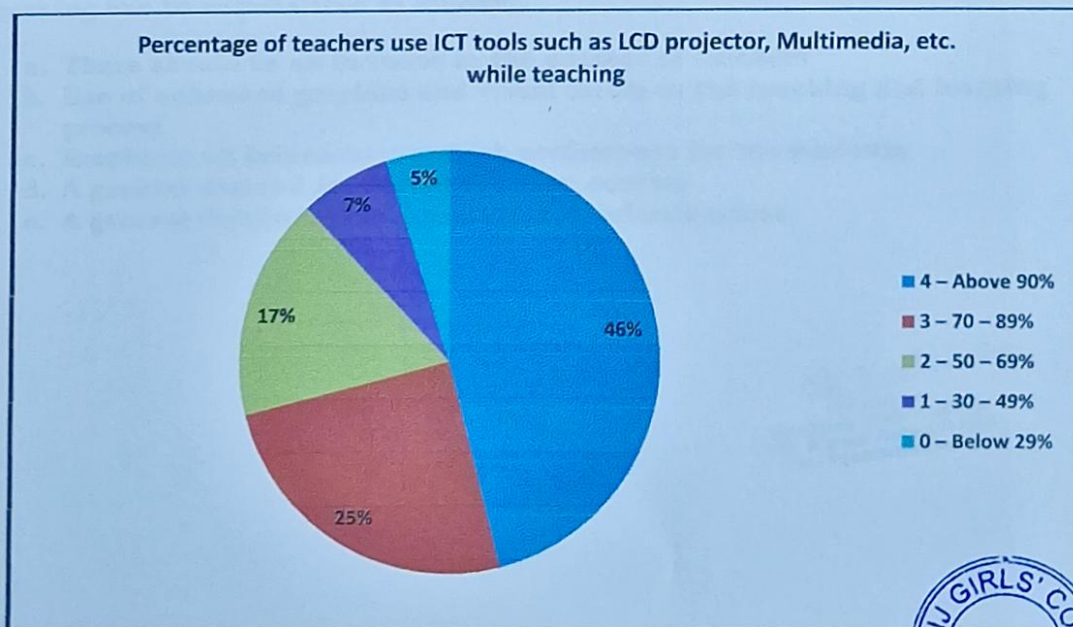
| | | | | | |
|------------|----|----|---|---|---|
| Criterion | 4 | 3 | 2 | 1 | 0 |
| Percentage | 63 | 30 | 4 | 2 | 1 |



19. What percentage of teachers use ICT tools such as LCD projector, Multimedia, etc. while teaching.

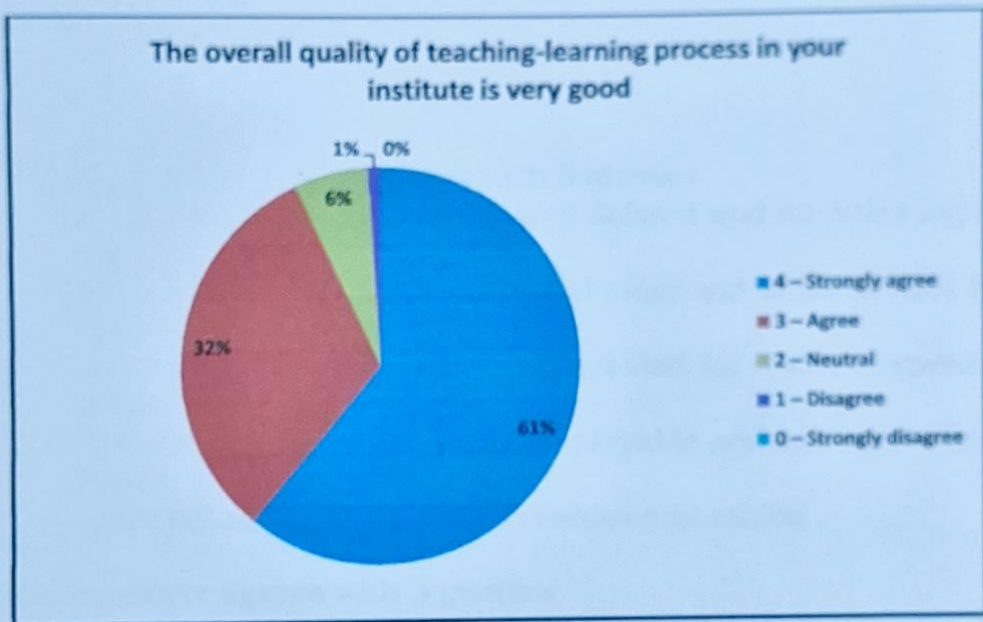
4 - Above 90%, 3 - 70 - 89%, 2 - 50 - 69%, 1 - 30 - 49%, 0 - Below 29%

| | | | | | |
|------------|----|----|----|---|---|
| Criterion | 4 | 3 | 2 | 1 | 0 |
| Percentage | 46 | 25 | 17 | 7 | 5 |



20. The overall quality of teaching-learning process in your institute is very good.
4 - Strongly agree, 3 - Agree, 2 - Neutral, 1 - Disagree, 0 - Strongly disagree

| Criterion | 4 | 3 | 2 | 1 | 0 |
|------------|----|----|---|---|---|
| Percentage | 61 | 32 | 6 | 1 | 0 |



21. Give three observation / suggestions to improve the overall teaching - learning experience in your institution.

The important suggestions made by the respondents to improve overall teaching-learning can be summarized as follows:-

- There should be an increase in the number of teachers
- Use of enhanced graphics and visual media in the teaching and learning process
- Emphasis on Internships and job preferences for the students
- A general demand for Post-graduation courses
- A general demand for augmentation of infrastructure



Chhavi De
Principal
Raniganj Girls' College
P.O. - Sarania Road, 713364
Dist. - Paschim Medinipur